












**CHANNEL HOOKUP**

Chan	Dim	Position	Unit#	Instrument Type	Purpose	Color
(1)		4 PIPE	1	ETC 450	FRT	R3204+R119
(2)		4 PIPE	2	ETC 450	FRT	R3204+R119
(3)		4 PIPE	3	ETC 450	FRT	R3204+R119
(4)		5 PIPE	1	ETC 450	FRT	R3204+R119
(5)		5 PIPE	2	ETC 450	FRT	R3204+R119
(6)		5 PIPE	3	ETC 450	FRT	R3204+R119
(7)		6 PIPE	3	ETC 450	FRT	R3204+R119
(8)		6 PIPE	4	ETC 450	FRT	R3204+R119
(9)		6 PIPE	5	ETC 450	FRT	R3204+R119
(10)		7 PIPE	4	ETC 450	FRT	R3204+R119
(11)		7 PIPE	6	ETC 450	FRT	R3204+R119
(12)		7 PIPE	8	ETC 450	FRT	R3204+R119
(21)		6 PIPE	1	ETC 470	XLITE <	R3204+R119
		6 PIPE	2	ETC 450	XLITE <	R3204+R119
(22)		7 PIPE	1	ETC 470	XLITE <	R3204+R119
		7 PIPE	2	ETC 450	XLITE <	R3204+R119
(23)		9 PIPE	1	ETC 470	XLITE <	R3204+R119
		9 PIPE	2	ETC 450	XLITE <	R3204+R119
(24)		12 PIPE	1	ETC 470	XLITE <	R3204+R119
(25)		6 PIPE	6	ETC 450	XLITE >	R3204+R119
		6 PIPE	7	ETC 470	XLITE >	R3204+R119
(26)		7 PIPE	10	ETC 450	XLITE >	R3204+R119
		7 PIPE	11	ETC 470	XLITE >	R3204+R119
(27)		9 PIPE	7	ETC 450	XLITE >	R3204+R119
		9 PIPE	8	ETC 470	XLITE >	R3204+R119
(28)		12 PIPE	6	ETC 470	XLITE >	R3204+R119
(31)		7 PIPE	3	ETC 4PAR WFL	BLUE BAX	R80
(32)		7 PIPE	5	ETC 4PAR WFL	BLUE BAX	R80
		7 PIPE	7	ETC 4PAR WFL	BLUE BAX	R80
(33)		7 PIPE	9	ETC 4PAR WFL	BLUE BAX	R80
(34)		9 PIPE	3	ETC 4PAR WFL	BLUE BAX	R80
(35)		9 PIPE	4	ETC 4PAR WFL	BLUE BAX	R80
		9 PIPE	5	ETC 4PAR WFL	BLUE BAX	R80
(36)		9 PIPE	6	ETC 4PAR WFL	BLUE BAX	R80
(37)		11 PIPE	1	ETC 4PAR WFL	BLUE BAX	R80

## CHANNEL HOOKUP

Chan	Dim	Position	Unit#	Instrument Type	Purpose	Color
(38)		11 PIPE	2	ETC 4PAR WFL	BLUE BAX	 R80
		11 PIPE	3	ETC 4PAR WFL	BLUE BAX	 R80
(39)		11 PIPE	4	ETC 4PAR WFL	BLUE BAX	 R80
(40)		12 PIPE	2	ETC 4PAR WFL	BLUE BAX	 R80
(41)		12 PIPE	3	ETC 4PAR WFL	BLUE BAX	 R80
		12 PIPE	4	ETC 4PAR WFL	BLUE BAX	 R80
(42)		12 PIPE	5	ETC 4PAR WFL	BLUE BAX	 R80
(51)		13 PIPE	A1	L&E 6' MR16 STRIP	WALL WASH NC	NC
		13 PIPE	B1	L&E 6' MR16 STRIP	WALL WASH NC	NC
(52)		13 PIPE	A2	L&E 6' MR16 STRIP	WALL WASH COOL	 R3202
		13 PIPE	B2	L&E 6' MR16 STRIP	WALL WASH COOL	 R3202
(53)		13 PIPE	A3	L&E 6' MR16 STRIP	WALL WASH BLUE	 R80
		13 PIPE	B3	L&E 6' MR16 STRIP	WALL WASH BLUE	 R80